

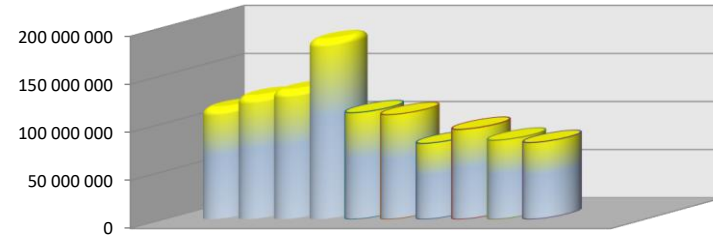


KWAZULU-NATAL ECONOMIC REGULATORY AUTHORITY

BOOKMAKER STATISTICS - HORSE RACING LOCAL 2024 / 2025

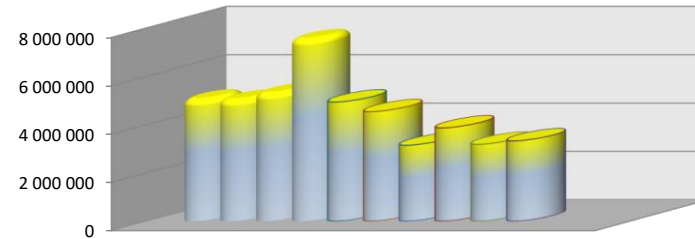
MONTH	TURNOVER	TAX @ 6%	GROSS PROFIT
	R	R	R
April 2024	115 244 471	5 041 098	10 036 864
May 2024	127 446 075	5 031 025	23 471 714
June 2024	133 582 547	5 298 950	25 528 998
July 2024	186 214 295	7 534 850	37 169 930
August 2024	110 746 178	4 939 838	7 779 884
September 2024	108 708 007	4 539 876	15 223 763
October 2024	78 881 768	3 151 932	11 833 492
November 2024	93 425 241	3 869 324	12 623 887
December 2024	82 194 875	3 189 067	14 594 829
January 2025	79 699 674	3 332 580	10 738 513
February 2025			
March 2025			
	1 116 143 130	45 928 541	169 001 873

Horse Racing Local Turnover - Bookmakers



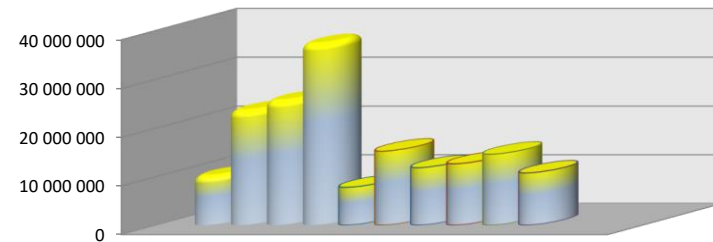
April 2024 To March 2025

Horse Racing Local Betting Taxes - Bookmakers



April 2024 To March 2025

Horse Racing Local Gross Profit - Bookmakers



April 2024 To March 2025

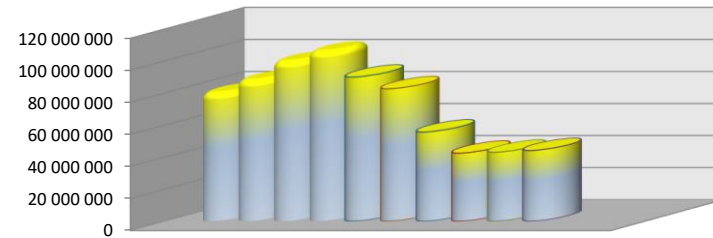


**KWAZULU-NATAL ECONOMIC REGULATORY AUTHORITY**

**BOOKMAKER STATISTICS - HORSE RACING INTERNATIONAL 2024 / 2025**

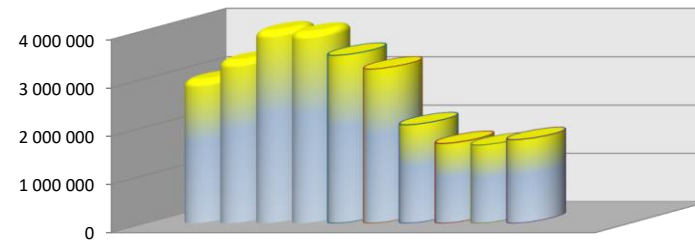
MONTH	TURNOVER	TAX @ 6%	GROSS PROFIT
	R	R	R
April 2024	79 944 336	2 958 251	12 222 856
May 2024	87 872 733	3 358 896	13 608 705
June 2024	99 596 284	3 969 564	12 534 669
July 2024	105 824 854	3 942 573	17 598 462
August 2024	89 928 178	3 475 831	13 355 796
September 2024	82 609 444	3 193 337	10 469 645
October 2024	55 679 397	2 041 996	10 550 848
November 2024	42 483 098	1 653 908	6 061 644
December 2024	43 034 555	1 622 139	7 533 748
January 2025	44 148 198	1 732 698	6 490 507
February 2025			
March 2025			
	<b>731 121 075</b>	<b>27 949 193</b>	<b>110 426 880</b>

**Horse Racing International Turnover - Bookmakers**



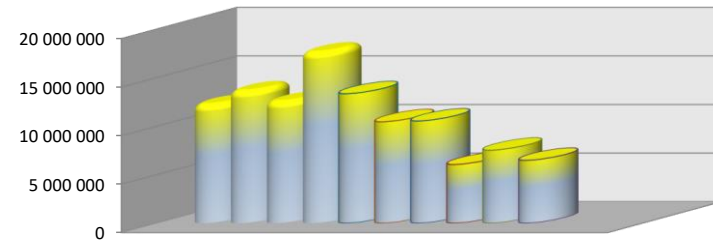
April 2024 To March 2025

**Horse Racing International Betting Taxes - Bookmakers**



April 2024 To March 2025

**Horse Racing International Gross Profit - Bookmakers**



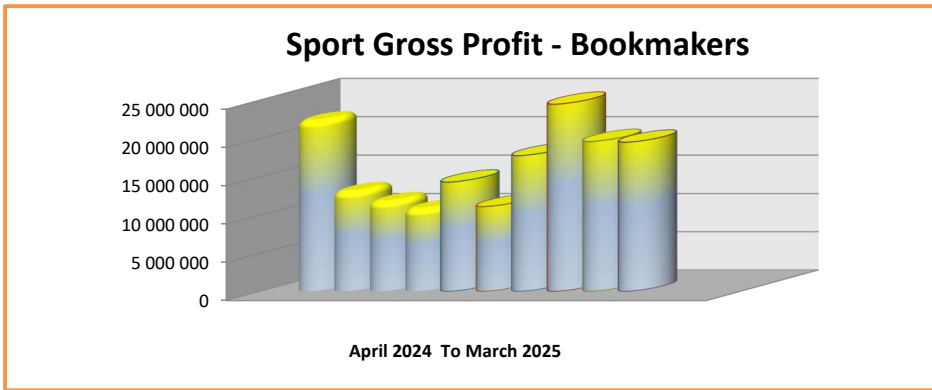
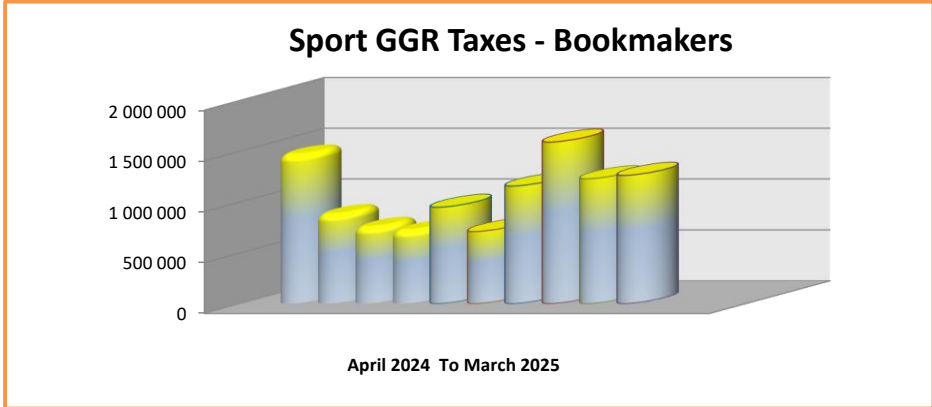
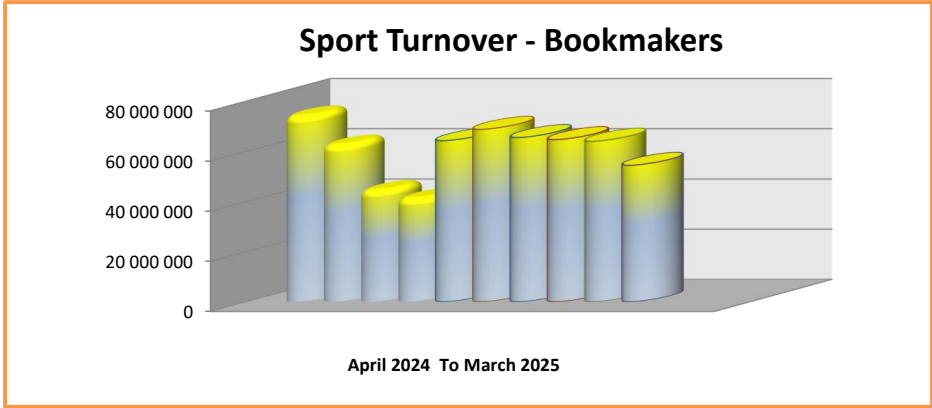
April 2024 To March 2025



KWAZULU-NATAL ECONOMIC REGULATORY AUTHORITY

BOOKMAKER STATISTICS - SPORT 2024 / 2025

MONTH	TURNOVER	TAX @ 6.5%	GROSS PROFIT
	R	R	R
April 2024	73 907 836	1 457 112	22 192 737
May 2024	62 372 439	871 159	12 995 997
June 2024	44 330 265	745 447	11 692 575
July 2024	41 121 684	713 186	10 748 842
August 2024	64 237 834	946 261	14 297 505
September 2024	68 725 532	708 508	11 098 542
October 2024	65 492 067	1 155 006	17 746 644
November 2024	64 655 523	1 587 887	24 429 033
December 2024	64 000 561	1 226 325	19 583 164
January 2025	54 434 602	1 260 295	19 482 804
February 2025			
March 2025			
	603 278 341	10 671 186	164 267 843



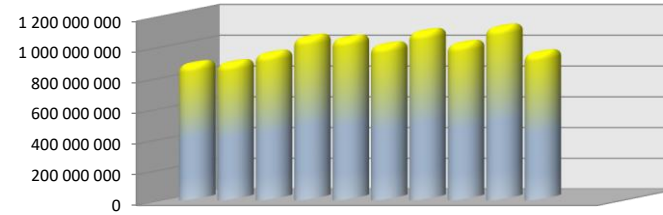


**KWAZULU-NATAL ECONOMIC REGULATORY AUTHORITY**

**BOOKMAKER STATISTICS - CONTINGENCIES 2024 / 2025**

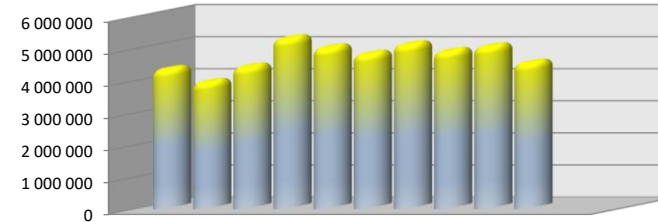
MONTH	TURNOVER	TAX @ 6.5%	GROSS PROFIT
	R	R	R
April 2024	881 904 390	4 330 234	67 148 358
May 2024	888 356 087	3 929 347	60 717 659
June 2024	949 117 194	4 408 815	68 342 365
July 2024	1 053 132 329	5 292 975	82 305 765
August 2024	1 047 706 455	5 007 188	77 586 601
September 2024	1 003 655 867	4 805 995	73 938 097
October 2024	1 090 507 705	5 104 022	78 526 568
November 2024	1 013 508 545	4 894 495	75 299 925
December 2024	1 119 565 922	5 040 176	76 388 198
January 2025	952 398 554	4 531 135	70 075 030
February 2025			
March 2025			
	<b>9 999 853 048</b>	<b>47 344 382</b>	<b>730 328 566</b>

**Contingency Turnover - Bookmakers**



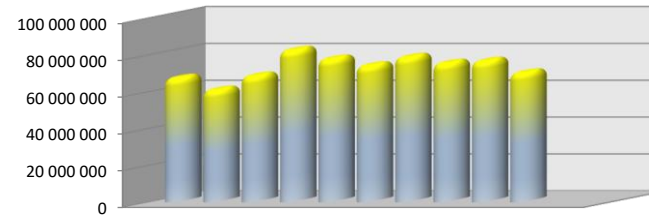
April 2024 To March 2025

**Contingency Taxes - Bookmakers**



April 2024 To March 2025

**Contingency Gross Profit - Bookmakers**



April 2024 To March 2025

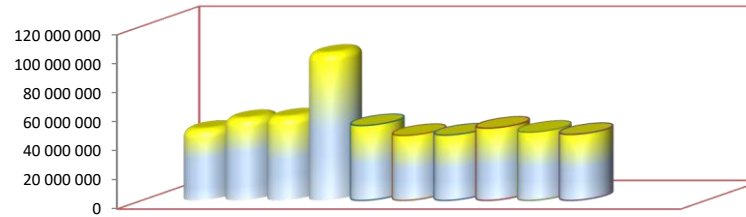


**KWAZULU-NATAL ECONOMIC REGULATORY AUTHORITY**

**TOTALISATOR STATISTICS - HORSE 2024 / 2025**

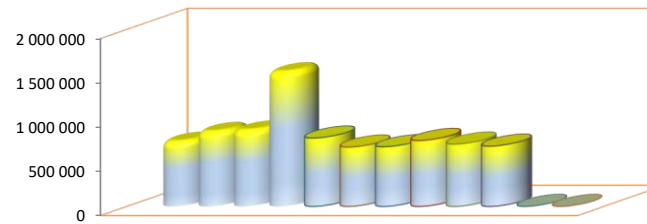
MONTH	TURNOVER	TAX @ 1.5%	GROSS PROFIT
	R	R	R
April 2024	48 827 906	732 419	11 193 342
May 2024	56 266 020	843 990	12 916 122
June 2024	57 327 302	859 910	13 095 714
July 2024	101 298 612	1 519 479	22 404 738
August 2024	51 484 582	772 269	11 621 412
September 2024	44 692 136	670 382	10 228 535
October 2024	44 934 036	674 011	10 205 661
November 2024	49 684 663	745 270	11 292 801
December 2024	46 954 208	704 313	10 708 541
January 2025	45 386 931	680 804	10 361 105
February 2025		0	
March 2025		0	
	<b>546 856 396</b>	<b>8 202 845,94</b>	<b>124 027 971</b>

**Horse Racing Turnover - Totalisator**



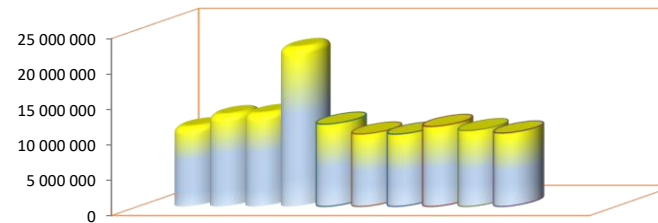
April 2024 To March 2025

**Taxes - Totalisator**



April 2024 To March 2025

**Gross Profit - Totalisator**



April 2024 To March 2025



**KWAZULU-NATAL ECONOMIC REGULATORY AUTHORITY**

**TOTALISATOR STATISTICS - SPORT 2024 / 2025**

MONTH	TURNOVER	TAX @ 1.5%	GROSS PROFIT
	R	R	R
April 2024	4 044 371	60 666	1 207 463
May 2024	3 577 177	53 658	1 061 859
June 2024	2 462 908	36 944	729 923
July 2024	2 718 333	40 775	806 033
August 2024	2 990 054	44 772	891 678
September 2024	3 233 069	48 496	962 992
October 2024	5 207 894	78 118	1 526 655
November 2024	3 198 295	47 974	940 180
December 2024	4 196 504	62 948	1 240 818
January 2025	3 385 792	50 787	1 001 297
February 2025		0	
March 2025		0	
	<b>35 014 397</b>	<b>525 137</b>	<b>10 368 898</b>

