

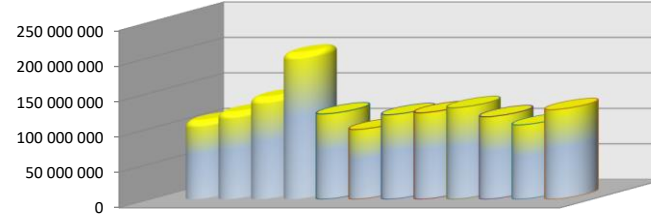


KWAZULU-NATAL GAMING AND BETTING BOARD

BOOKMAKER STATISTICS - HORSE RACING LOCAL 2023 / 2024

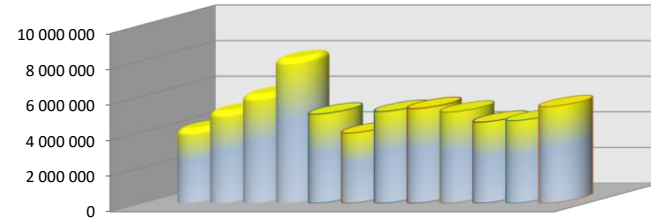
MONTH	TURNOVER	TAX @ 6%	GROSS PROFIT
	R	R	R
April 2023	109 658 340	4 140 668	24 730 735
May 2023	121 763 931	5 132 581	15 046 229
June 2023	142 621 833	6 058 568	15 213 674
July 2023	205 103 559	8 069 666	39 836 231
August 2023	120 152 839	4 993 743	16 659 218
September 2023	98 301 951	3 935 627	16 828 843
October 2023	119 170 433	5 146 035	11 252 495
November 2023	121 879 373	5 308 226	14 879 498
December 2023	128 987 872	5 105 063	24 729 497
January 2024	116 280 931	4 546 701	24 609 469
February 2024	104 761 968	4 626 685	8 827 426
March 2024	126 216 152	5 408 717	11 894 039
	1 514 899 182	62 472 279	224 507 354

Horse Racing Local Turnover - Bookmakers



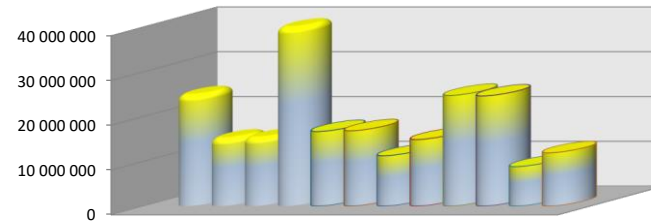
April 2023 To March 2024

Horse Racing Local Betting Taxes - Bookmakers



April 2023 To March 2024

Horse Racing Local Gross Profit - Bookmakers



April 2023 To March 2024

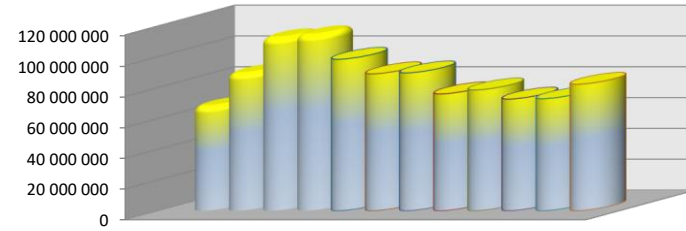


KWAZULU-NATAL GAMING AND BETTING BOARD

BOOKMAKER STATISTICS - HORSE RACING INTERNATIONAL 2023 / 2024

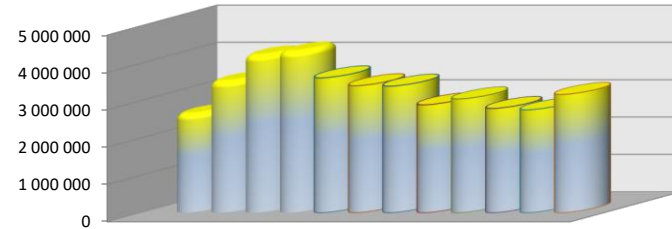
MONTH	TURNOVER	TAX @ 6%	GROSS PROFIT
	R	R	R
April 2023	67 500 439	2 643 050	9 439 412
May 2023	88 885 546	3 511 439	10 321 659
June 2023	111 889 172	4 209 118	16 596 278
July 2023	113 852 556	4 313 438	15 357 016
August 2023	98 303 250	3 611 884	16 266 711
September 2023	88 850 630	3 399 958	12 871 835
October 2023	89 478 932	3 389 990	13 616 525
November 2023	75 818 061	2 889 729	12 136 667
December 2023	78 349 423	3 046 912	11 435 332
January 2024	72 474 041	2 793 778	9 922 617
February 2024	72 705 388	2 754 337	10 641 481
March 2024	82 054 772	3 166 700	11 020 303
	1 040 162 212	39 730 331	149 625 837

Horse Racing International Turnover - Bookmakers



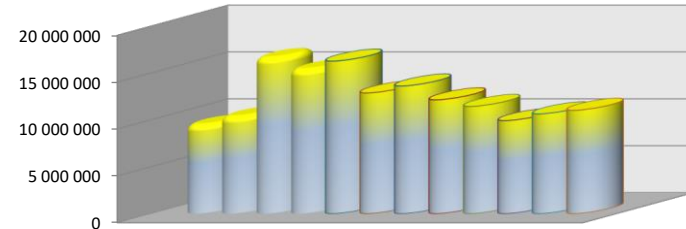
April 2023 To March 2024

Horse Racing International Betting Taxes - Bookmakers



April 2023 To March 2024

Horse Racing International Gross Profit - Bookmakers



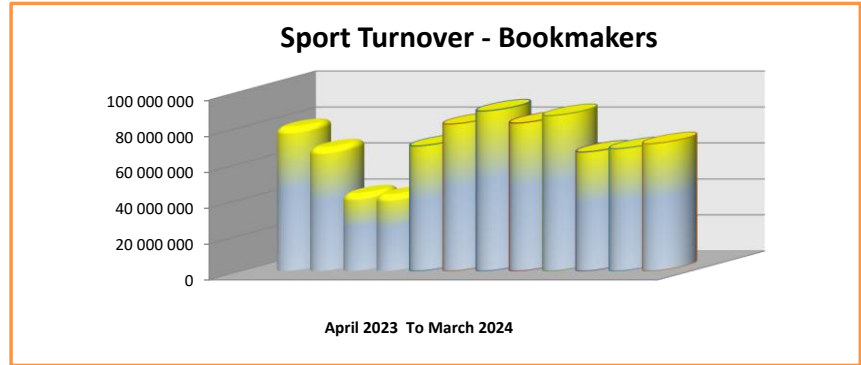
April 2023 To March 2024



KWAZULU-NATAL GAMING AND BETTING BOARD

BOOKMAKER STATISTICS - SPORT 2023 / 2024

MONTH	TURNOVER	TAX @ 6.5%	GROSS PROFIT
	R	R	R
April 2023	79 444 087	1 579 567	24 583 511
May 2023	68 149 733	1 157 921	17 800 219
June 2023	42 556 970	579 684	8 899 302
July 2023	41 963 943	953 130	14 703 023
August 2023	69 573 018	842 964	12 356 167
September 2023	81 700 592	339 729	4 725 251
October 2023	88 998 695	-1 216 037	-33 180 947
November 2023	82 276 715	1 423 095	26 545 277
December 2023	86 426 784	882 066	13 748 573
January 2024	66 159 227	803 517	12 662 822
February 2024	68 050 381	921 899	13 396 774
March 2024	70 789 818	948 435	14 763 016
	846 089 964	9 215 968	131 002 988

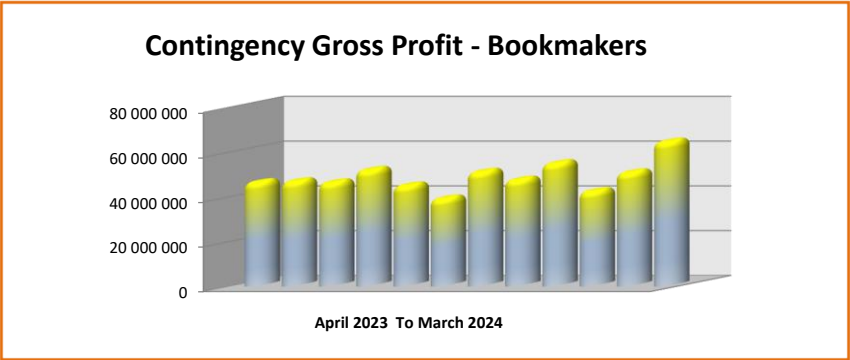
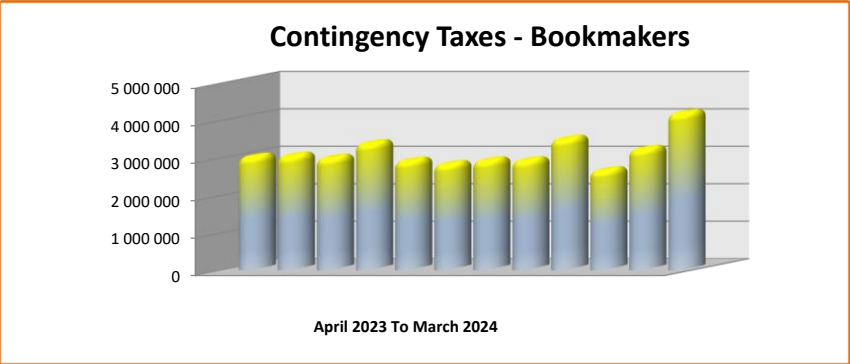
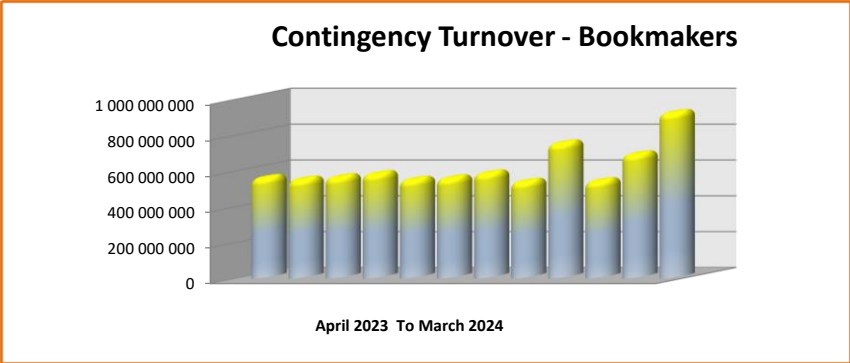




KWAZULU-NATAL GAMING AND BETTING BOARD

BOOKMAKER STATISTICS - CONTINGENCIES 2023 / 2024

MONTH	TURNOVER	TAX @ 6.5%	GROSS PROFIT
	R	R	R
April 2023	557 495 133	3 010 659	46 340 134
May 2023	548 370 295	3 037 258	46 729 354
June 2023	562 019 959	2 981 213	46 237 282
July 2023	579 526 452	3 369 023	51 824 545
August 2023	547 557 990	2 904 661	44 868 325
September 2023	555 997 571	2 812 876	39 053 296
October 2023	582 906 726	2 911 235	50 968 852
November 2023	536 331 876	2 914 566	47 469 294
December 2023	750 457 575	3 489 916	54 801 465
January 2024	539 794 756	2 648 461	42 319 037
February 2024	689 555 318	3 217 394	50 717 467
March 2024	920 288 706	4 174 385	64 449 865
	7 370 302 357	37 471 647	585 778 916

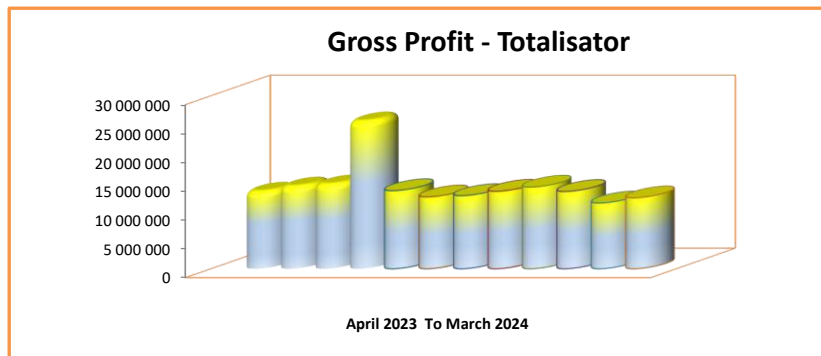
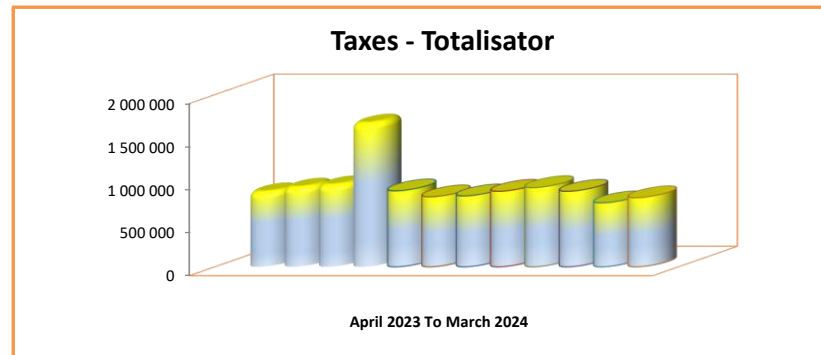
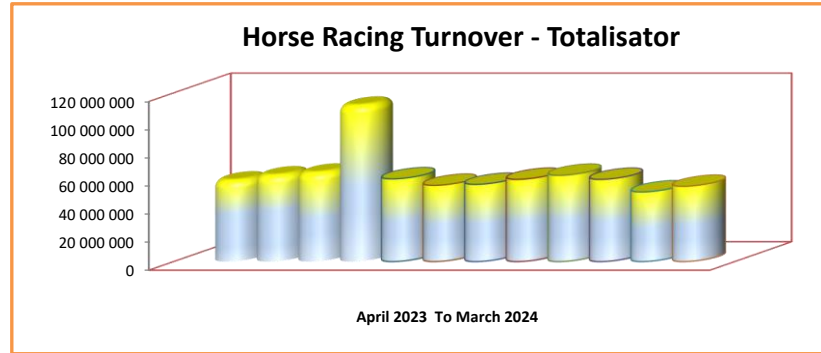




KWAZULU-NATAL GAMING AND BETTING BOARD

TOTALISATOR STATISTICS - HORSE 2023 / 2024

MONTH	TURNOVER	TAX @ 1.5%	GROSS PROFIT
	R	R	R
April 2023	57 800 747	867 011	13 377 545
May 2023	61 443 072	921 646	14 278 636
June 2023	63 332 326	949 985	14 638 313
July 2023	111 067 424	1 666 011	25 570 025
August 2023	58 822 984	882 345	13 536 169
September 2023	54 212 873	813 193	12 447 323
October 2023	54 910 184	823 653	12 670 127
November 2023	58 481 587	877 224	13 427 777
December 2023	61 342 772	920 142	14 153 359
January 2024	58 467 826	877 017	13 398 477
February 2024	49 523 291	742 849	11 391 705
March 2024	53 516 514	802 748	12 290 492
	742 921 600	11 143 824	171 179 948





KWAZULU-NATAL GAMING AND BETTING BOARD

TOTALISATOR STATISTICS - SPORT 2023 / 2024

MONTH	TURNOVER	TAX @ 1.5%	GROSS PROFIT
	R	R	R
April 2023	14 263 136	213 947	4 317 394
May 2023	12 674 779	190 122	3 953 247
June 2023	7 915 910	118 739	2 361 942
July 2023	6 851 480	102 772	2 045 446
August 2023	4 474 171	67 113	1 324 941
September 2023	5 297 018	79 455	1 574 647
October 2023	4 186 850	62 803	1 248 673
November 2023	3 903 030	58 545	1 160 410
December 2023	4 612 734	69 191	1 387 401
January 2024	3 773 659	56 605	1 134 021
February 2024	4 241 527	63 623	1 283 529
March 2024	3 393 491	50 902	1 026 508
	75 587 785	1 133 817	22 818 159

