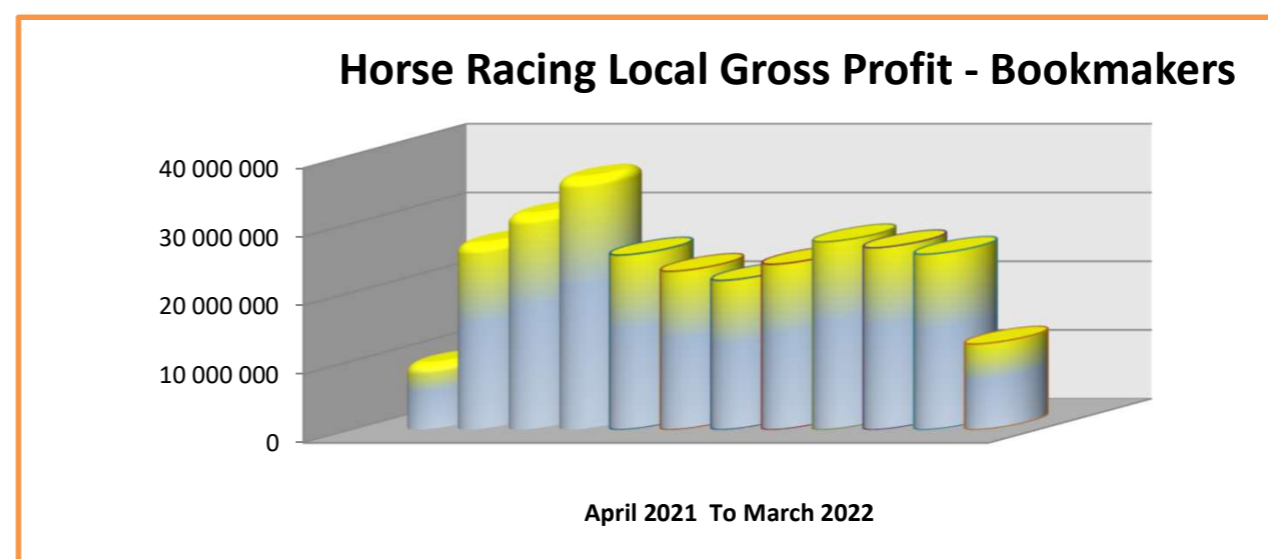
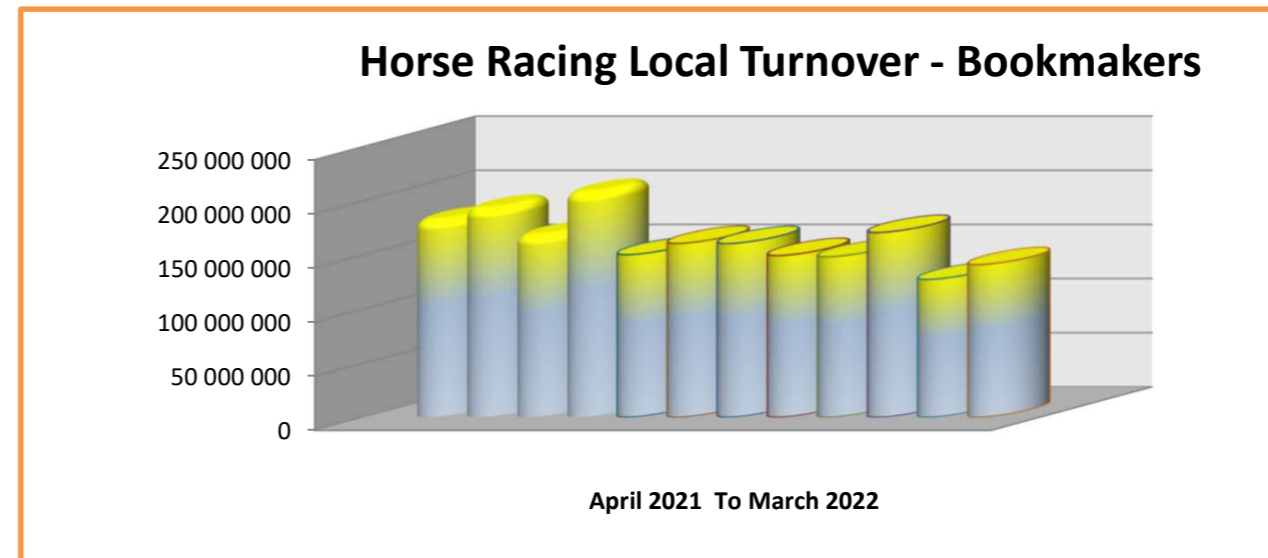




KWAZULU-NATAL GAMING AND BETTING BOARD

BOOKMAKER STATISTICS - HORSE RACING LOCAL 2021 / 2022

MONTH	TURNOVER	TAX @ 6%	GROSS PROFIT
	R	R	R
April 2021	181 530 038	8 066 888	9 473 232
May 2021	192 314 273	7 867 571	26 923 120
June 2021	167 569 668	6 434 019	31 192 917
July 2021	207 094 603	8 509 440	36 500 895
August 2021	150 102 213	6 029 196	25 390 190
September 2021	160 447 419	6 461 829	23 028 609
October 2021	160 294 512	6 562 305	21 699 788
November 2021	149 229 666	5 967 790	24 053 600
December 2021	148 083 374	5 827 456	27 313 086
January 2022	170 543 565	7 089 433	26 448 931
February 2022	127 187 028	5 008 212	25 502 463
March 2022	140 808 846	6 154 406	12 441 561
	1 955 205 206	79 978 546	289 968 393



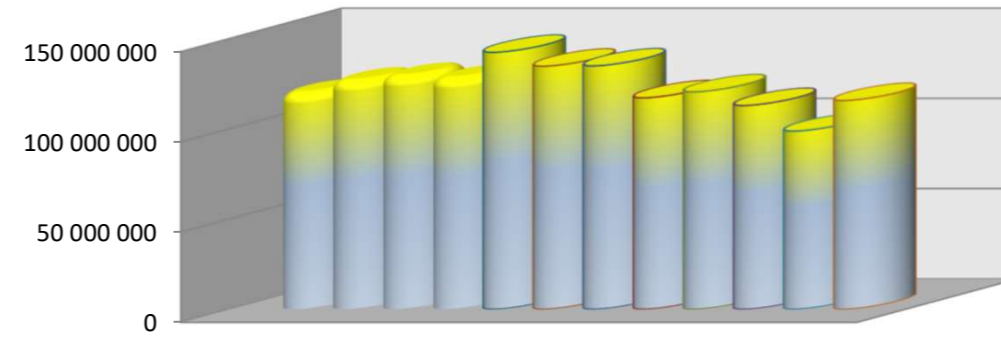


KWAZULU-NATAL GAMING AND BETTING BOARD

BOOKMAKER STATISTICS - HORSE RACING INTERNATIONAL 2021 / 2022

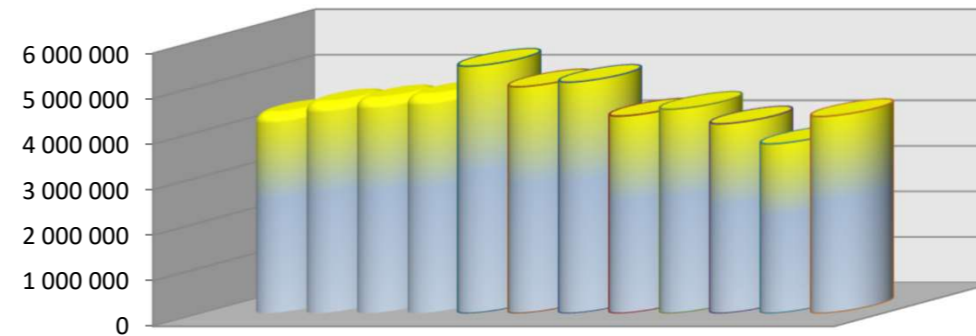
MONTH	TURNOVER	TAX @ 6%	GROSS PROFIT
	R	R	R
April 2021	119 390 318	4 378 223	19 107 527
May 2021	126 145 028	4 612 990	19 753 582
June 2021	128 744 021	4 696 564	21 479 584
July 2021	127 635 639	4 771 817	20 190 633
August 2021	142 326 437	5 423 036	16 843 732
September 2021	134 639 789	4 970 330	19 132 659
October 2021	134 811 523	5 071 303	16 827 950
November 2021	117 117 093	4 327 639	15 425 488
December 2021	120 403 958	4 477 213	17 253 316
January 2022	112 849 529	4 156 747	16 012 412
February 2022	98 668 061	3 716 972	13 807 782
March 2022	115 607 543	4 318 011	14 137 224
	1 478 338 938	54 920 845	209 971 890

Horse Racing International Turnover - Bookmakers



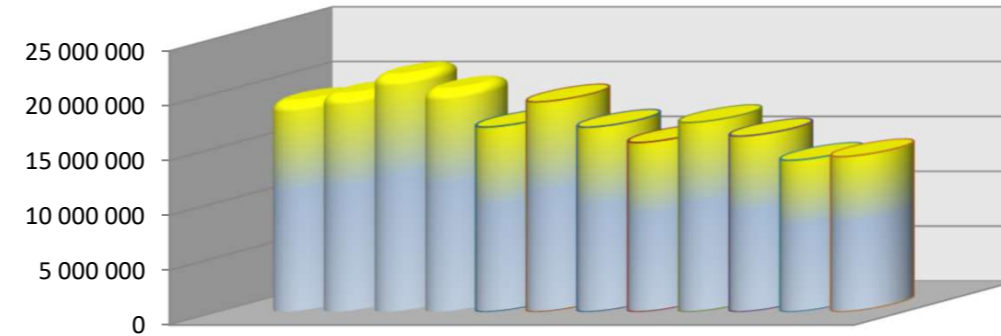
April 2021 To March 2022

Horse Racing International Betting Taxes - Bookmakers



April 2021 To March 2022

Horse Racing International Gross Profit - Bookmakers



April 2021 To March 2022

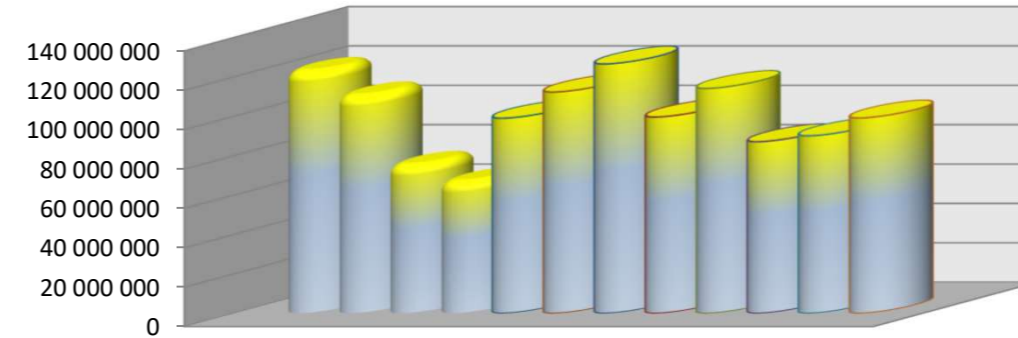


KWAZULU-NATAL GAMING AND BETTING BOARD

BOOKMAKER STATISTICS - SPORT 2021 / 2022

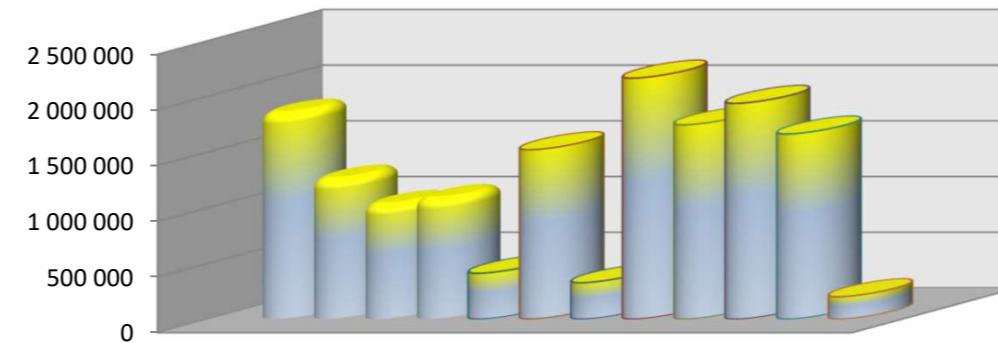
MONTH	TURNOVER	TAX @ 6.5%	GROSS PROFIT
	R	R	R
April 2021	122 610 277	1 845 025	28 563 668
May 2021	110 237 798	1 253 293	19 277 037
June 2021	74 973 529	1 025 097	15 769 886
July 2021	66 477 514	1 079 441	16 606 743
August 2021	99 016 624	411 928	5 645 572
September 2021	112 299 741	1 520 802	23 357 582
October 2021	126 536 626	326 869	5 011 252
November 2021	99 625 338	2 163 952	33 333 322
December 2021	114 136 225	1 745 056	26 897 325
January 2022	87 063 274	1 937 452	29 819 645
February 2022	90 069 577	1 662 146	25 571 483
March 2022	99 135 375	200 856	3 029 767
	1 202 181 897	15 171 918	232 883 282

Sport Turnover - Bookmakers



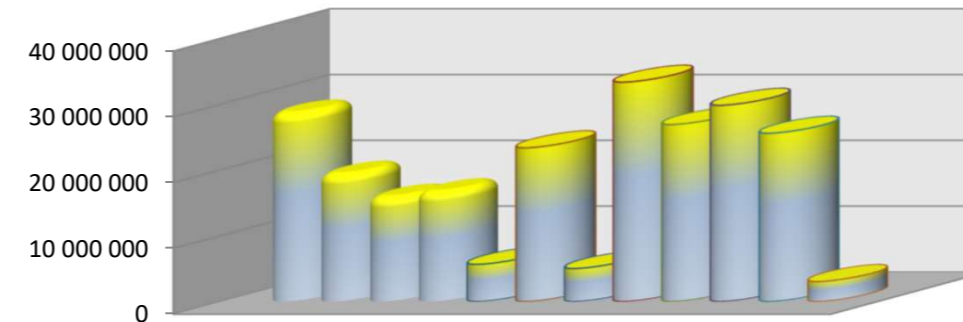
April 2021 To March 2022

Sport GGR Taxes - Bookmakers



April 2021 To March 2022

Sport Gross Profit - Bookmakers



April 2021 To March 2022

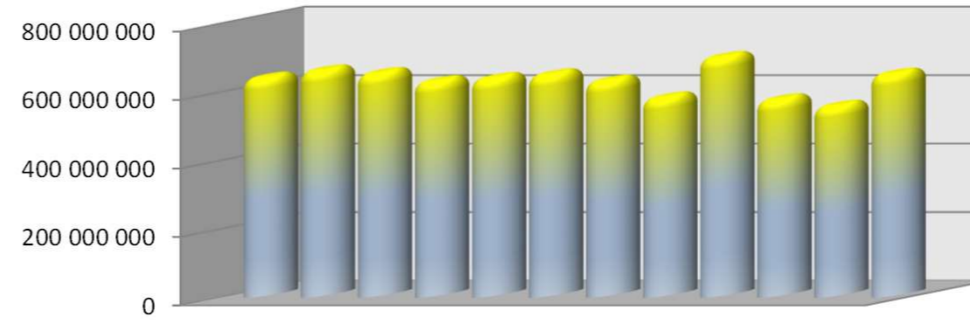


KWAZULU-NATAL GAMING AND BETTING BOARD

BOOKMAKER STATISTICS - CONTINGENCIES 2021 / 2022

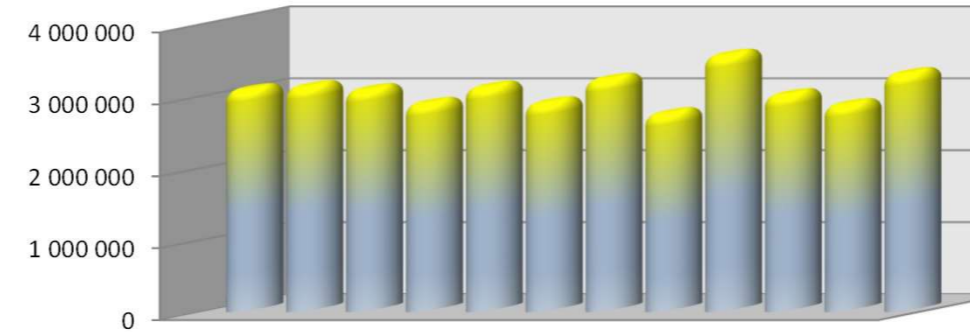
MONTH	TURNOVER	TAX @ 6.5%	GROSS PROFIT
	R	R	R
April 2021	638 934 055	3 075 803	47 313 178
May 2021	659 927 547	3 117 825	47 966 059
June 2021	652 319 158	3 076 150	47 125 149
July 2021	628 562 817	2 884 891	44 391 731
August 2021	637 668 280	3 111 656	48 014 589
September 2021	648 346 616	2 892 507	44 510 333
October 2021	630 277 979	3 221 052	49 541 301
November 2021	581 152 286	2 742 556	42 097 150
December 2021	699 256 071	3 554 524	54 691 013
January 2022	575 709 946	3 005 838	46 243 660
February 2022	556 720 966	2 868 888	44 136 736
March 2022	650 549 830	3 298 930	50 756 718
	7 559 425 550	36 850 618	566 787 615

Contingency Turnover - Bookmakers



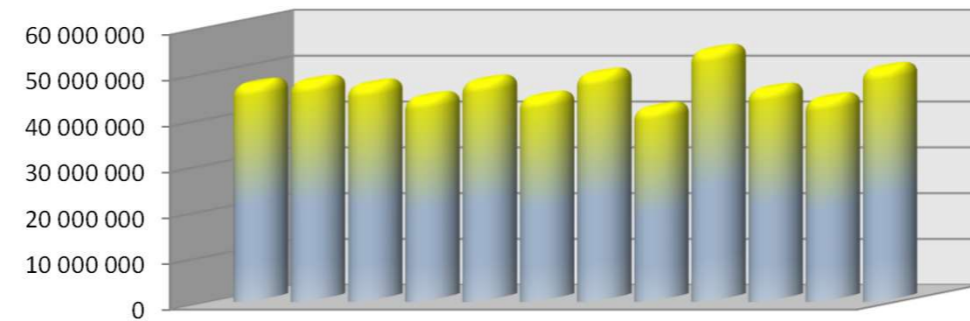
April 2021 To March 2022

Contingency Taxes - Bookmakers



April 2021 To March 2022

Contingency Gross Profit - Bookmakers



April 2021 To March 2022