

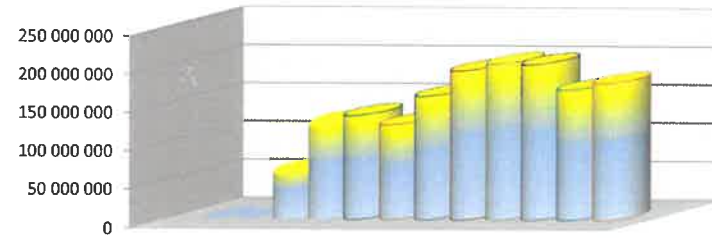


**KWAZULU-NATAL GAMING AND BETTING BOARD**

**BOOKMAKER STATISTICS - HORSE RACING LOCAL 2020 / 2021**

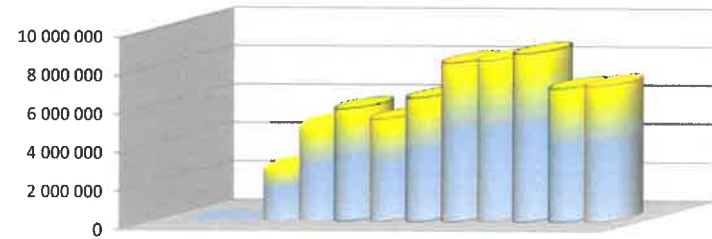
MONTH	TURNOVER	TAX @ 6%	GROSS PROFIT
	R	R	R
April 2020	0	0	0
May 2020	0	0	0
June 2020	65 855 631	2 883 473	2 761 238
July 2020	129 021 467	5 094 852	20 472 721
August 2020	135 503 844	5 840 194	9 123 570
September 2020	123 820 689	5 309 646	7 947 259
October 2020	161 074 605	6 415 558	25 653 034
November 2020	194 404 265	8 240 260	23 395 178
December 2020	203 734 991	8 376 087	30 060 356
January 2021	203 115 566	8 727 773	24 306 634
February 2021	169 856 299	6 929 628	22 241 377
March 2021	178 554 180	7 046 243	24 246 040
	<b>1 564 941 537</b>	<b>64 863 715</b>	<b>190 207 407</b>

**Horse Racing Local Turnover - Bookmakers**



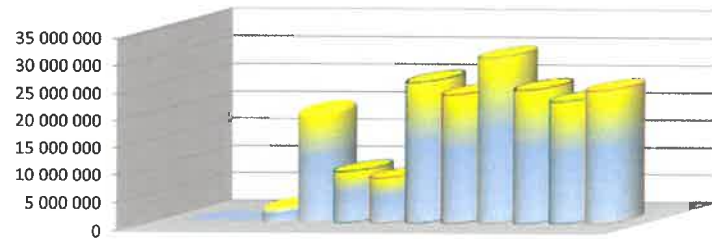
April 2020 To March 2021

**Horse Racing Local Betting Taxes - Bookmakers**



April 2020 To March 2021

**Horse Racing Local Gross Profit - Bookmakers**



April 2020 To March 2021

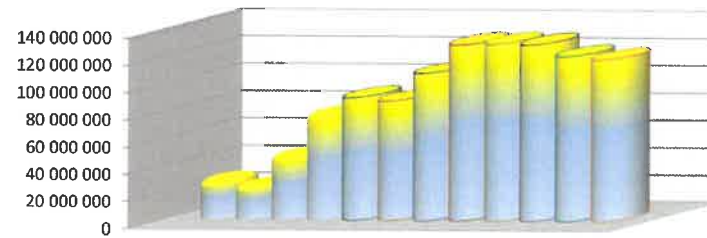


**KWAZULU-NATAL GAMING AND BETTING BOARD**

**BOOKMAKER STATISTICS - HORSE RACING INTERNATIONAL 2020 / 2021**

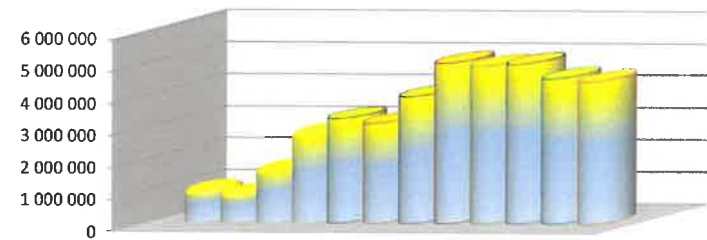
MONTH	TURNOVER	TAX @ 6%	GROSS PROFIT
	R	R	R
April 2020	29 222 672	1 051 187	3 705 803
May 2020	25 783 284	967 677	2 666 928
June 2020	47 986 913	1 730 186	6 608 665
July 2020	78 473 677	2 859 696	10 437 508
August 2020	90 723 955	3 280 043	13 719 960
September 2020	88 494 975	3 135 183	12 949 165
October 2020	108 610 585	3 983 734	17 881 952
November 2020	129 722 857	5 017 352	16 507 309
December 2020	130 461 260	4 927 214	19 025 044
January 2021	130 054 128	4 996 267	17 274 701
February 2021	121 663 229	4 544 652	15 788 647
March 2021	119 539 410	4 458 083	16 523 195
	<b>1 100 736 946</b>	<b>40 951 273</b>	<b>153 088 877</b>

### Horse Racing International Turnover - Bookmakers



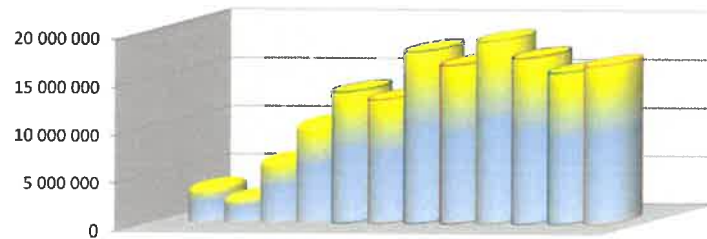
April 2020 To March 2021

### Horse Racing International Betting Taxes - Bookmakers



April 2020 To March 2021

### Horse Racing International Gross Profit - Bookmakers



April 2020 To March 2021

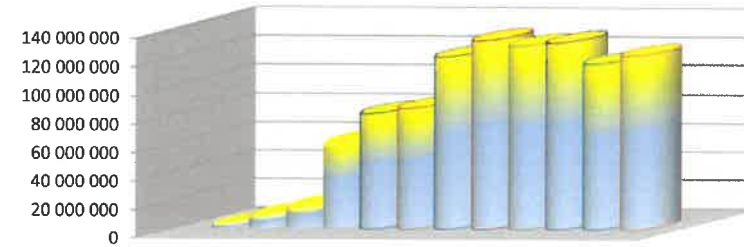


KWAZULU-NATAL GAMING AND BETTING BOARD

BOOKMAKER STATISTICS - SPORT 2020 / 2021

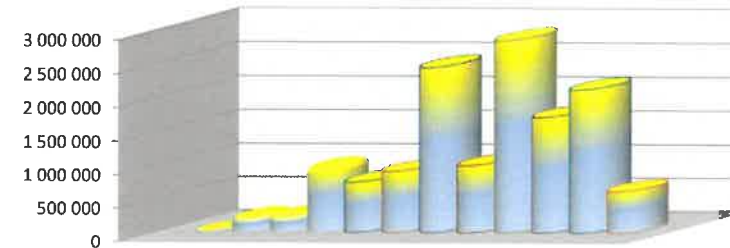
MONTH	TURNOVER	TAX @ 6.5%	GROSS PROFIT
	R	R	R
April 2020	4 277 955	23 674	321 199
May 2020	11 146 527	232 942	3 583 723
June 2020	17 027 608	258 678	3 680 475
July 2020	62 533 352	982 778	15 118 826
August 2020	81 535 064	754 179	11 099 375
September 2020	85 241 484	914 525	14 285 686
October 2020	120 843 841	2 457 196	37 893 814
November 2020	132 280 624	1 003 490	15 337 102
December 2020	128 633 082	2 855 516	44 089 512
January 2021	130 943 695	1 726 431	26 672 221
February 2021	116 221 390	2 135 720	32 922 116
March 2021	121 970 727	622 085	9 297 314
	<b>1 012 655 349</b>	<b>13 967 215</b>	<b>214 301 363</b>

**Sport Turnover - Bookmakers**



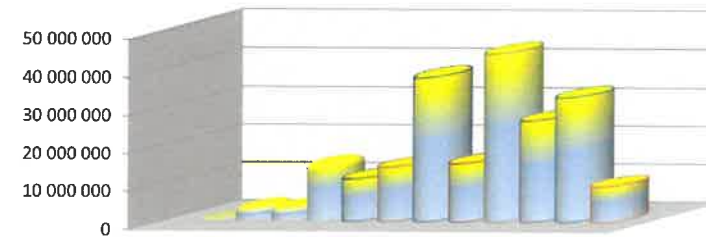
April 2020 To March 2021

**Sport GGR Taxes - Bookmakers**



April 2020 To March 2021

**Sport Gross Profit - Bookmakers**



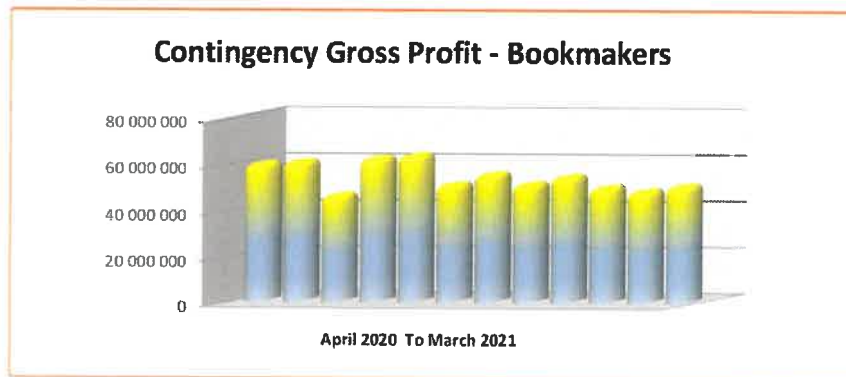
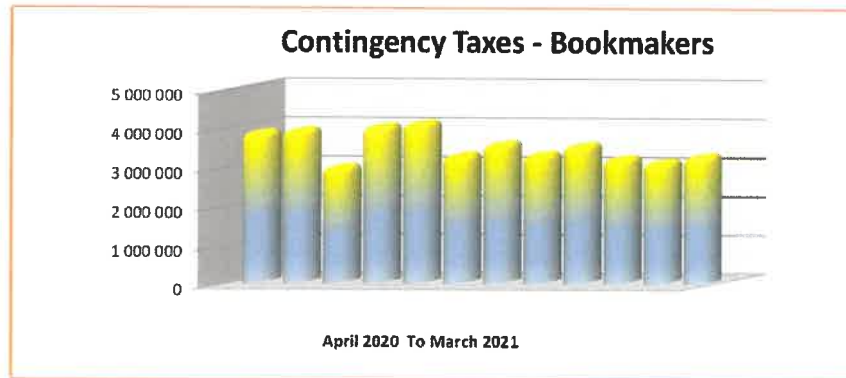
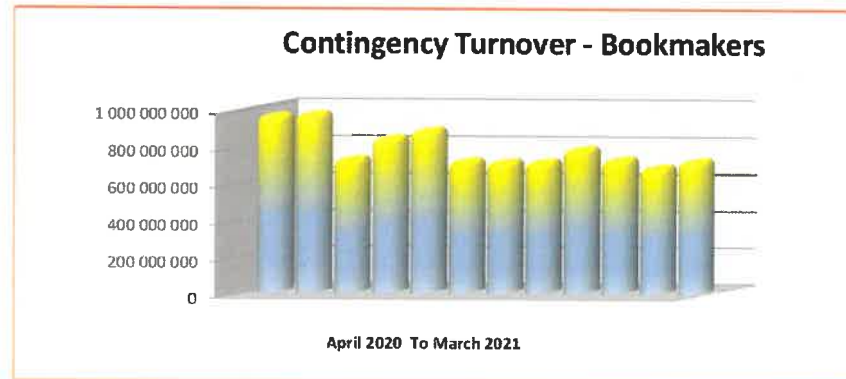
April 2020 To March 2021



**KWAZULU-NATAL GAMING AND BETTING BOARD**

**BOOKMAKER STATISTICS - CONTINGENCIES 2020 / 2021**

MONTH	TURNOVER	TAX @ 6.5%	GROSS PROFIT
	R	R	R
April 2020	961 026 014	3 879 116	59 678 707
May 2020	971 679 324	3 948 180	60 741 227
June 2020	732 595 928	3 004 762	46 281 455
July 2020	844 818 631	4 054 736	62 380 742
August 2020	885 936 839	4 136 041	63 601 939
September 2020	722 988 797	3 309 341	51 007 451
October 2020	719 132 075	3 602 700	55 491 638
November 2020	720 216 145	3 333 564	51 271 503
December 2020	790 893 849	3 569 558	54 579 470
January 2021	733 420 939	3 241 951	49 911 721
February 2021	692 270 285	3 157 978	48 499 587
March 2021	726 522 185	3 301 105	50 856 199
	<b>9 501 501 010</b>	<b>42 539 030</b>	<b>654 301 639</b>

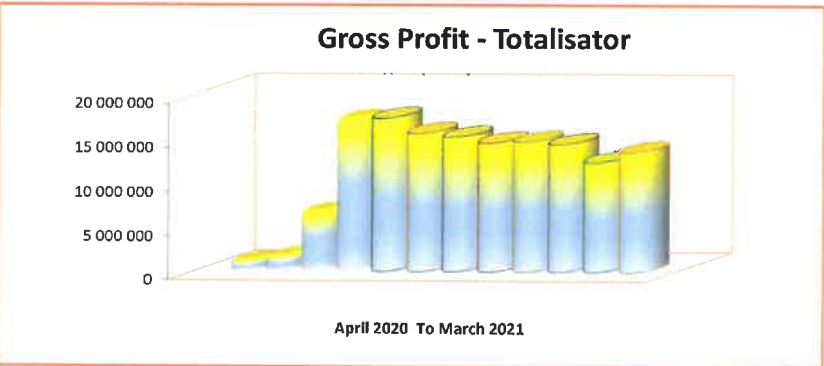
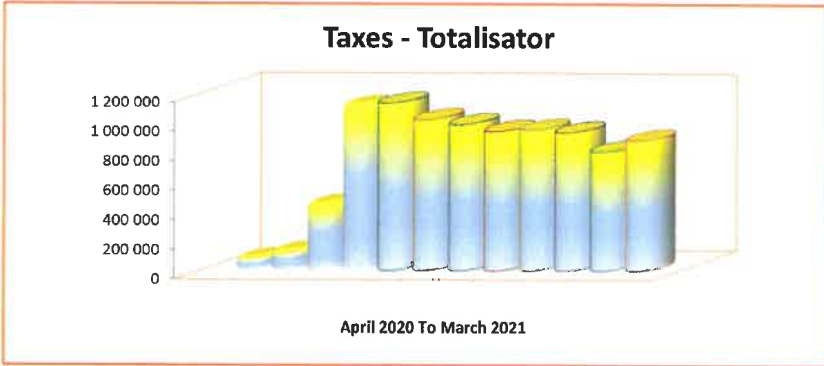




KWAZULU-NATAL GAMING AND BETTING BOARD

TOTALISATOR STATISTICS - HORSE 2020 / 2021

MONTH	TURNOVER	TAX @ 1.5%	GROSS PROFIT
	R	R	R
April 2020	5 937 369	89 061	1 195 125
May 2020	9 017 793	135 267	1 758 564
June 2020	30 206 987	453 105	6 866 702
July 2020	75 082 794	1 126 242	17 369 539
August 2020	75 485 346	1 132 280	17 365 391
September 2020	67 933 397	1 019 001	15 685 324
October 2020	65 745 970	986 190	15 278 670
November 2020	62 711 227	940 668	14 616 747
December 2020	63 371 161	950 567	14 739 866
January 2021	62 169 346	932 540	14 483 189
February 2021	53 557 247	803 359	12 414 821
March 2021	58 649 536	879 743	13 600 041
	<b>629 868 171</b>	<b>9 448 023</b>	<b>145 373 999</b>





**KWAZULU-NATAL GAMING AND BETTING BOARD**

**TOTALISATOR STATISTICS - SPORT 2020 / 2021**

MONTH	TURNOVER	TAX @ 1.5%	GROSS PROFIT
	R	R	R
April 2020	43 404	651	13 286
May 2020	484 644	7 270	147 143
June 2020	1 498 446	22 477	457 024
July 2020	4 516 681	67 750	1 385 562
August 2020	4 833 454	72 502	1 504 801
September 2020	4 292 812	64 392	1 323 224
October 2020	5 043 484	75 652	1 550 892
November 2020	5 334 330	80 015	1 631 698
December 2020	5 817 368	87 261	1 772 102
January 2021	5 163 995	77 460	1 581 751
February 2021	4 906 575	73 599	1 492 555
March 2021	5 210 827	78 162	1 578 888
	<b>47 146 020</b>	<b>707 190</b>	<b>14 438 925</b>

