

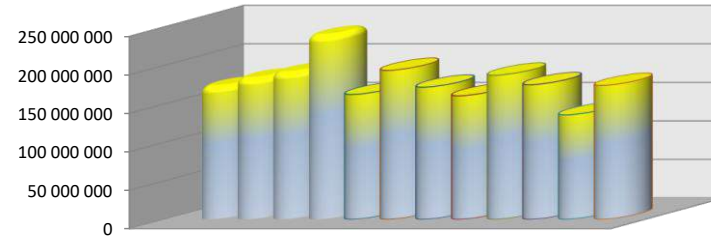


**KWAZULU-NATAL GAMING AND BETTING BOARD**

**BOOKMAKER STATISTICS - HORSE RACING 2018 / 2019**

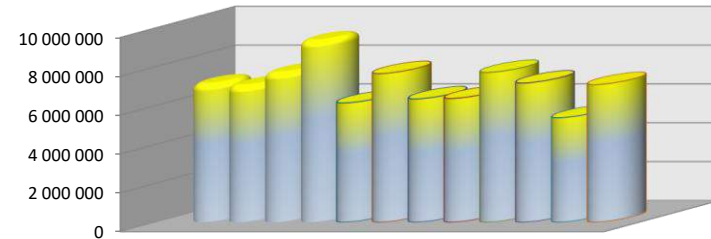
MONTH	TURNOVER	TAX @ 6%	GROSS PROFIT
	R	R	R
April 2018	172 190 029	7 093 162	12 188 022
May 2018	182 867 707	7 009 675	25 896 353
June 2018	190 456 659	7 672 720	19 885 097
July 2018	238 488 269	9 317 460	36 948 828
August 2018	162 349 463	6 139 641	26 025 455
September 2018	193 571 852	7 651 200	20 998 905
October 2018	171 794 138	6 347 514	29 768 153
November 2018	160 593 442	6 370 663	19 535 010
December 2018	187 300 425	7 711 036	16 792 947
January 2019	175 016 643	7 167 200	17 191 520
February 2019	135 938 995	5 381 950	15 074 717
March 2019	174 038 758	7 082 353	17 393 722
	<b>2 144 606 380</b>	<b>84 944 572</b>	<b>257 698 729</b>

**Horse Racing Turnover - Bookmakers**



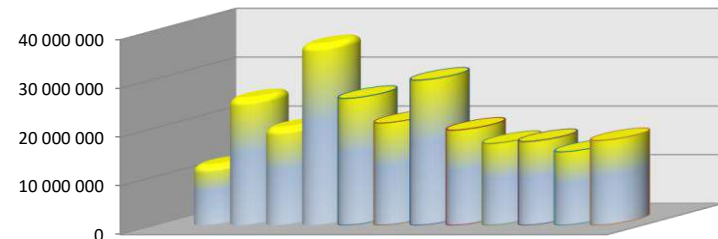
April 2018 To March 2019

**Horse Racing Betting Taxes - Bookmakers**



April 2018 To March 2019

**Horse Racing Gross Profit - Bookmakers**



April 2018 To March 2019

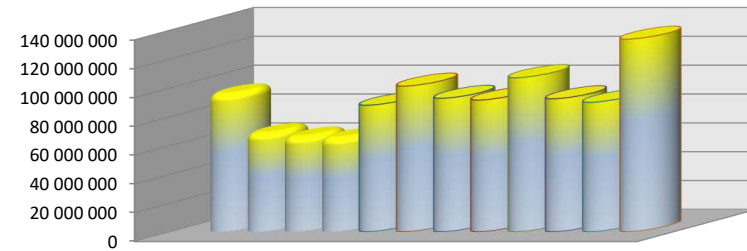


**KWAZULU-NATAL GAMING AND BETTING BOARD**

**BOOKMAKER STATISTICS - SPORT 2018 / 2019**

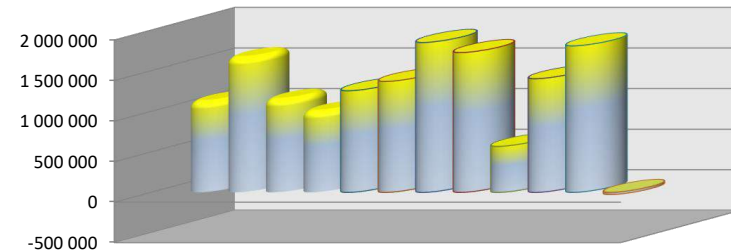
MONTH	TURNOVER	TAX @ 6.5%	GROSS PROFIT
	R	R	R
April 2018	95 471 123	1 117 286	18 021 658
May 2018	68 190 829	1 658 054	25 537 711
June 2018	65 740 152	1 144 954	17 059 043
July 2018	65 038 083	997 948	15 166 640
August 2018	87 924 712	1 254 044	18 963 454
September 2018	101 190 040	1 369 040	20 211 163
October 2018	92 727 569	1 848 121	29 217 676
November 2018	91 505 974	1 723 726	26 213 611
December 2018	106 967 210	569 371	8 654 850
January 2019	92 385 740	1 402 631	21 306 428
February 2019	89 958 889	1 806 514	28 020 487
March 2019	133 666 073	-26 643	-1 885 639
	<b>1 090 766 395</b>	<b>14 865 044</b>	<b>226 487 081</b>

**Sport Turnover - Bookmakers**



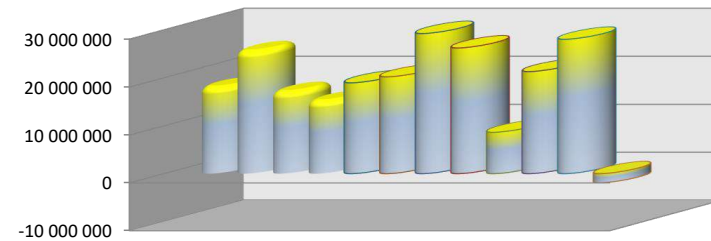
April 2018 To March 2019

**Sport GGR Taxes - Bookmakers**



April 2018 To March 2019

**Sport Gross Profit - Bookmakers**



April 2018 To March 2019




**KWAZULU-NATAL GAMING AND BETTING BOARD**

**BOOKMAKER STATISTICS - CONTINGENCIES 2018 / 2019**

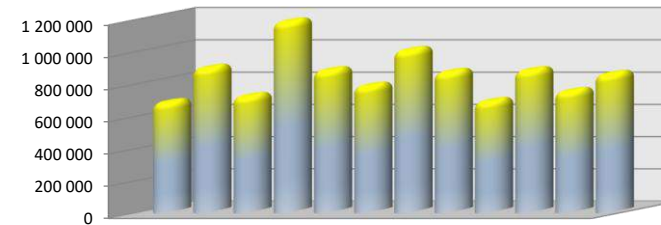
MONTH	TURNOVER	TAX @ 6.5%	GROSS PROFIT
	R	R	R
April 2018	96 898 414	682 686	10 318 548
May 2018	107 013 799	894 940	13 750 125
June 2018	121 559 820	720 340	11 111 960
July 2018	140 010 140	1 181 749	18 055 382
August 2018	136 792 053	880 319	14 233 878
September 2018	124 753 484	784 200	12 392 116
October 2018	132 394 412	1 005 145	15 890 726
November 2018	121 479 401	869 406	13 500 598
December 2018	135 712 333	689 352	10 825 900
January 2019	116 907 629	880 351	13 607 133
February 2019	119 250 345	751 931	11 667 540
March 2019	131 196 969	857 512	13 841 374
	<b>1 483 968 799</b>	<b>10 197 929</b>	<b>159 195 281</b>

**Contingency Turnover - Bookmakers**



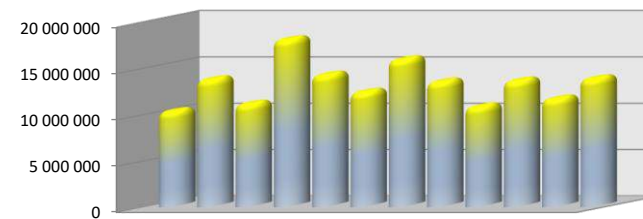
April 2018 To March 2019

**Contingency Taxes - Bookmakers**



April 2018 To March 2019

**Contingency Gross Profit - Bookmakers**



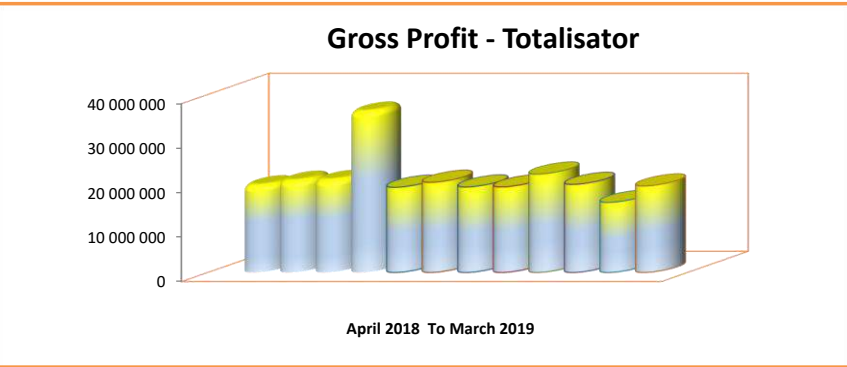
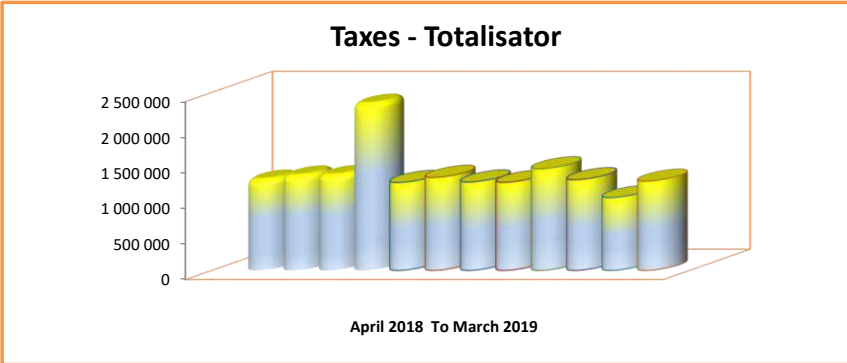
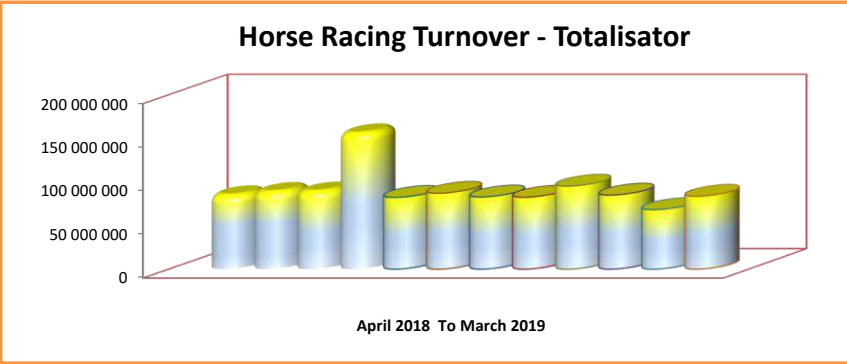
April 2018 To March 2019



**KWAZULU-NATAL GAMING AND BETTING BOARD**

**TOTALISATOR STATISTICS - HORSE 2018 / 2019**

MONTH	TURNOVER	TAX @ 1.5%	GROSS PROFIT
	R	R	R
April 2018	85 130 221	1 276 953	19 643 730
May 2018	89 012 417	1 335 186	20 682 008
June 2018	89 428 748	1 341 431	20 832 941
July 2018	156 259 159	2 343 887	36 191 034
August 2018	82 317 971	1 234 770	19 171 586
September 2018	87 060 162	1 305 902	20 289 082
October 2018	82 784 132	1 241 762	19 244 588
November 2018	82 501 684	1 237 525	19 256 318
December 2018	95 216 107	1 428 242	22 145 689
January 2019	84 927 194	1 273 908	19 827 746
February 2019	68 201 124	1 023 017	15 778 244
March 2019	83 567 341	1 253 510	19 469 765
	<b>1 086 406 259</b>	<b>16 296 094</b>	<b>252 532 730</b>





**KWAZULU-NATAL GAMING AND BETTING BOARD**

**TOTALISATOR STATISTICS - SPORT 2018 / 2019**

MONTH	TURNOVER	TAX @ 1.5%	GROSS PROFIT
	R	R	R
April 2018	8 892 887	133 393	2 747 277
May 2018	8 133 748	122 006	2 491 692
June 2018	6 795 943	101 939	2 089 794
July 2018	5 782 053	86 731	1 774 411
August 2018	6 747 901	101 219	2 095 196
September 2018	7 859 221	117 888	2 450 380
October 2018	7 169 368	107 541	2 221 763
November 2018	7 803 434	117 052	2 404 369
December 2018	9 356 868	140 353	2 945 519
January 2019	7 737 848	116 068	2 414 935
February 2019	7 263 287	108 949	2 243 817
March 2019	6 970 625	104 559	2 178 247
	<b>90 513 183</b>	<b>1 357 698</b>	<b>28 057 400</b>

